

## 10th CSJ Chemistry Festa 2020 (for Poster Presentation)

The student poster session will be held by using Remo, one of Web conferencing systems. Remo is one of the Web conferencing systems which provides virtual space like a big party place with tables which 6 people can be seated. With simple intuitive UI, maximally 800 participants can easily enter or leave from any of ongoing meetings at tables in Remo. Remo which can provide almost real conference on virtual space, is adopted because communication and socialization is one of our purposes in CSJ Chemistry Festa.

Please read the following carefully before applying for poster presentation.

### ■ Remo <https://remo.co/>

Create your account in Remo from Login (Fig1), with your family name and affiliation, like Suzuki (Univ. of Remo).

※Names are changeable after login. (Fig2)

Google account is recommended but another e-mail will be accepted. Free trial 14 days will not be counted down unless you create any events.

### ■ Testing Remo

We open test sites for you to test Remo. Refer to "Poster Presentation" in our HP. (Updated weekly)

### ■ Requirements

Access from your home, school, or office. PC with camera, speaker & MIC or headset, Browser Chrome (highly recommended) or Safari/Firefox, and high-speed Internet access/ethernet are essential. Using headphones or earbuds is recommended as the sounds out from your PC may be back on to the conference through your PC. Currently mobile and tablet solution is in beta.

※Be aware that system in Remo is subject to change without notice.

### ■ What to expect

Remo provides virtual space like a big party place with tables which 6 people can be seated. 15 tables located in the center of a floor are for poster presentations. There will be 8 floors and you can choose which floor you want to go by using "Floor", which is located at left side of

Fig 1 . Login

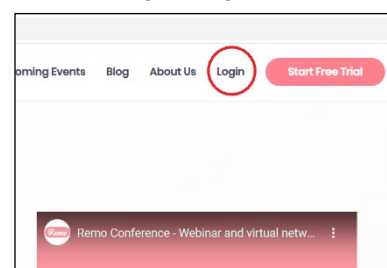
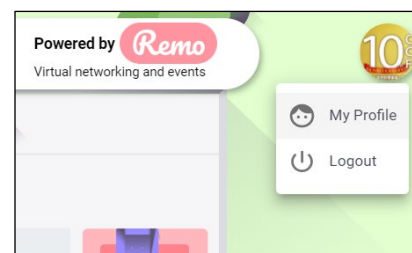


Fig2. Click icon on right top to change profile



the screen. A poster presenter will be assigned to one table (just like using poster board in the venue). The poster number xxx (which will be sent in mid-July) is same as the table number. Be sure to stay at your table during the session and start your presentation for the reviewers and visitors.

※Tool bar (bottom in your screen)

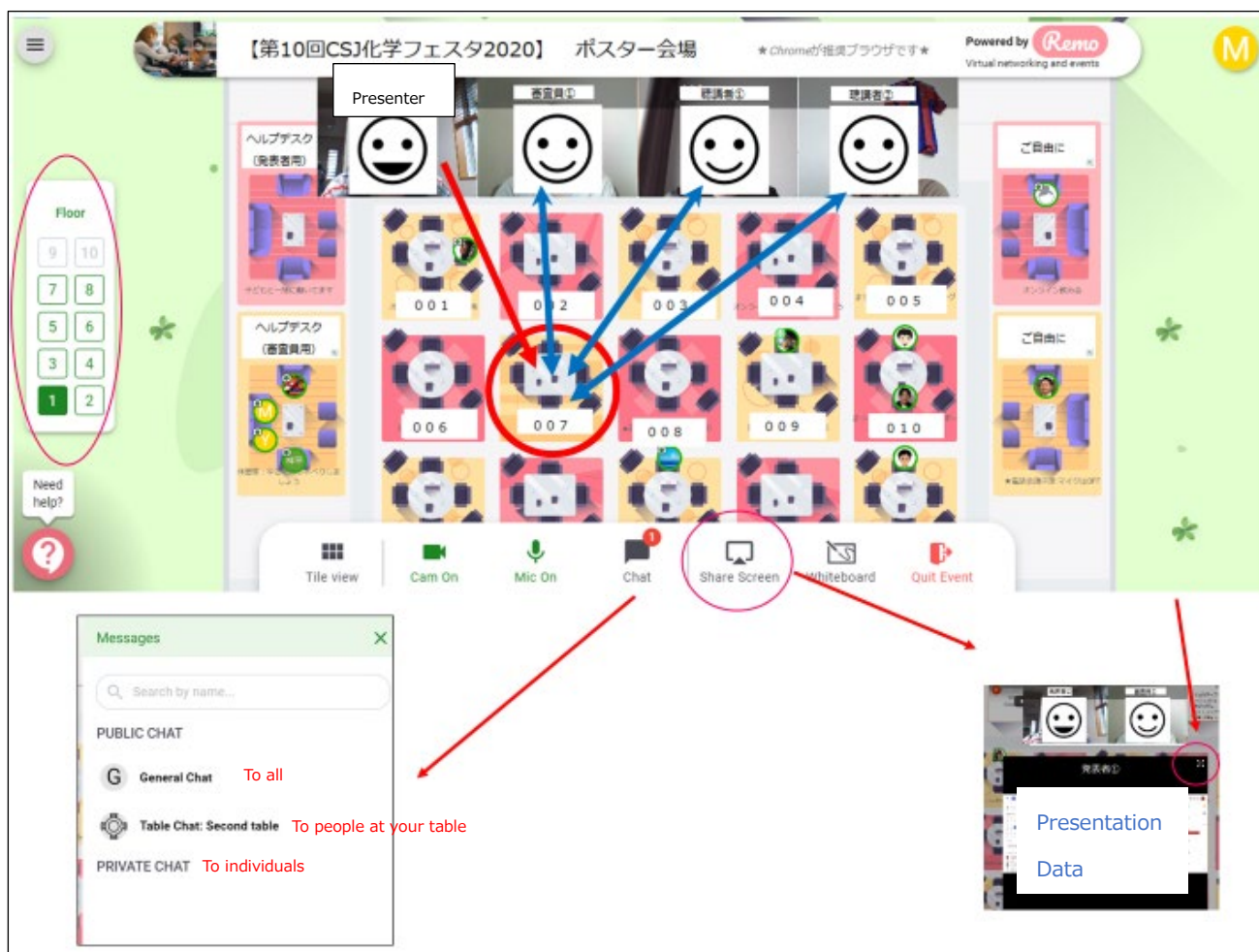
Tile View/Back to Floor button: switching your screen presentation

Cam On/Mic On: on and off for camera and mic

Chat: select whom you would like to chat with

Share Screen: to share your presentation data for people at your table

※Poster presenter (poster number Px-007) is making presentation at table 007



You can communicate with only people at your table. Share Screen enables you to share your presentation data. Initially data will be shown in video-size (just like your face is on) but can be enlarged by pressing Tile View or button on the top right.

During announcement (greeting, starting, and ending) by CSJ Festa operation team, all the communication at tables will be muted.

## ■ Presentation data and time

Any type of format, for example PowerPoint, Keynote, or PDF, is acceptable as long as the data is in landscape format with necessary pages for 3 minutes presentation. You may want to be careful of the size of the font or pictures as reviewers and visitors at your table may use PC with small screens.

※Please use Whiteboard to share your presentation data. Refer to “10th CSJ Chemistry Festa 2020 (for Poster Presentation 2)” in Festa HP「全ての参加者の方へ」.

## ■ Tips

YouTube Remo official channel

<https://www.youtube.com/channel/UCXz-ypDKTaTFxinSmVbPekg>

Remo's events

<https://remo.co/guided-tours/>

FAQs

<https://remo.co/frequently-asked-questions/>

Remo system check

<https://remo.co/mic-cam-test/>

## ■ Versions

Ver. 1 (6/19)

Ver1.1 (7/8) adopting Remo, creating account at Login, Chrome (strongly recommended)

Ver1.2 (9/28) adding to use whiteboard for sharing presentation data